



JACK PLANES

JACK PLANES are made in wide range of patterns and sizes suitable for different purposes. Fine Grey Iron Casting, machines & ground precision. High Carbon Steel Blade is adjustable of depth of cut and alignment.

The cutting blades are hardened & tempered under scientific control insuring accuracy & uniformity. The body is ribbed to insure strength & rigidity. Parts for adjusting the cutting blade are accurately made to give very fine adjustment.

The handle and knob are of selected hard-wood/ high quality plastic & are fastened to the body by steel studs with steel cap nuts.

RSI-201 JACK PLANE

Studs & Cap nuts are available in Steel/ Brass. Wooden/Plastic Handle.

Plane No.	Type	Length		Width of cutting blade in mm	Pcs. Per master carton
		mm	Inches		
No.-3	Smooth	235	9½	45	15
No.-4	Smooth	250	10	50	12
No.-5	Jack	350	14	50	10
No.-6	Fore	450	18	60	8
No.-7	Jointer	550	22	60	8

...also available in Corrugated Base

RSI-202

JACK PLANE (Brass Accessories)

Hard-wood/ Plastic Handle & Knob, with Brass cap nuts.

Plane No.	Type	Length		Width of cutting blade in mm	Pcs. Per master carton
		mm	Inches		
No.-3	Smooth	235	9½	45	15
No.-4	Smooth	250	10	50	12
No.-5	Jack	350	14	50	10
No.-6	Fore	450	18	60	8
No.-7	Jointer	550	22	60	8

...also available in Corrugated Base

RSI-203

DUPLEX RABBET & FILLISTER PLANE

A Plane with Two cutter position one for normal rebating works & forward position as bull nose works. Adjustable Fence with two arms may be use on either sides of plane.

Plane No.	Length		Width of cutting blade in mm	Pcs. Per master carton
	Inches	mm		
No.-078	9	210	38	12




RSI-204

BLOCK PLANE

Grey cast iron, carbon steel cutting blades, hardened & tempered

Plane No.	Type	Length		Pcs. Per master carton
		mm	Inches	
No.-102	Mini	125	5	50
No.-110	Block	175	7	30



RSI-205

BLOCK PLANE

Mainly used for end grain & plastic laminations. Low angel cutter seats as 13° & 21° with adjustable.

Plane No.	Length mm	Width of cutting blade in mm	Pcs. Per master carton
60-1/2	150	35	20
9-1/2	160	40	20




RSI-206

BENCH RABBET PLANE

For General Rebating work, where heavy section is being cut.

Plane No.	Length Inches	Width of cutting blade in mm	Pcs. Per master carton
No.-10	13	330	10



RSI-207

WOODWORKING VICE

Cast Iron Body with Steel Spindle

Size Inches	Pcs. Per master carton	
	mm	
6	150	12
8	200	8
9	225	4
10	250	4
12	350	2

RSI-209

POWER PLANER BLADE

High Quality Graded Steel, hardened & tempered.

Length mm	Width mm	2 Pcs Set /master carton
400	35	24
500	35	24
600	35	24
700	35	24



RSI-208

SPOKE SHAVES (Adjustable)

A handy shaping tool useful on small curves, furniture legs etc. Malleable steel body, Epoxy coated, Flate/ Round Base.

Type	Length		Width of cutting blade		Pcs. Per master carton
	Inches	mm	Inches	mm	
Flat Face	10	250	2¼	55	120
Round Face	10	250	2¼	55	120

...also available in Non-adjustable.



**RSI-210
BREAST DRILL MACHINE**
Cast Iron Body.

Size		Pcs. Per master carton
Inches	mm	
3/8	10	20
1/2	12	10



**RSI-211
HAND DRILL MACHINE**
Double Pinion Wooden/PVC Handle

Size		Pcs. Per master carton
Inches	mm	
1/4	6	30
5/16	8	30

SASH CLAMP
also Available



**RSI-212
G CLAMP (Standard)**
Malleable/S.G. Iron body, Steel Screw

Size		Pcs. Per master carton
Inches	mm	
2	50	80
3	75	50
4	100	30
5	125	30
6	150	20
8	200	15
10	250	10
12	300	8



**RSI-213
G CLAMP (Heavy Duty)**
S.G. Iron body with Steel Screw

Size		Pcs. Per master carton
Inches	mm	
2	50	80
3	75	50
4	100	30
5	125	30
6	150	20
8	200	15
10	250	10
12	300	8



**RSI-214
G CLAMP (MINI)**
S.G. Iron body with Steel Screw

Size		Pcs. Per master carton
Inches	mm	
1	25	80
2	50	50
3	75	30



**RSI-215
F CLAMP**

Size	Pcs. Per master carton
50x100	100
50x150	100
50x200	100
80x150	50
80x200	50
120x200	20
120x250	20
120x500	20



RSI-216 T-BAR CLAMP
S.G. Iron graded jaws, steel spindle

Size	Pcs. Per master ctn./Bndl.	
	feet	mm
2	600	6
3	900	6
4	1200	4
5	1500	4
6	1800	2
8	2400	2

**RSI-217
TOP CUTTER**

Drop Forged
induction hardened & tempered
High carbon alloy steel

Size		Pcs. Per master carton
Inches	mm	
6	150	96
7	175	72
8	200	60

...with/without PVC insulation.

**RSI-218
TOWER PINCER**
(a) Standard
(b) Half Cut

Drop Forged, induction hardened & tempered, high carbon alloy steel

Size		Pcs. Per master carton
Inches	mm	
8	200	72
9	225	72
10	250	60
11	275	36

...with/without PVC insulation.

**RSI-219
CARPENTER PINCER
COBLER PINCER**

Drop Forged, induction hardened & tempered, high carbon alloy steel


Size		Pcs. Per master carton
Inches	mm	
6 1/4	150	120
7	175	120
8	200	72
10	250	60

...with/without PVC insulation.

**RSI-220
BEVEL SQUARE**

Made Out of selected Iron.

Size		Pcs. Per master carton
Inches	mm	
6	150	120
8	200	120
10	250	72
12	300	60



**RSI-221
TRY SQUARE** Angle Cut
TRY SQUARE Heavy
Tool Steel, Square accurate both inside & outside.
Graduation in inches & mm

Size		Pcs. Per master carton
Inches	mm	
6	150	96
8	200	96
10	250	72
12	300	72

